

HOW TO WORK OUT THE NUMBER OF PANELS AND THEIR SIZES/LENGTHS:

These instructions are a guideline only. The supplier will not be held liable for the erroneous supply of any goods in cases where the profile/colour selection, fitment, measurements or calculations were done and provided by the client, his/her agents, any third party or otherwise. The supplier will furthermore not be held liable for any print or directive errors as well as the misunderstanding, misinterpretation or misreading of the information.

PVC CEILING PANELS:

B C & M SERIES

AVAILABLE IN LENGTHS OF 1M – 12M, WIDTH: 250MM, THICKNESS: 7MM

STOCK SIZES: 4.3M & 6.0M

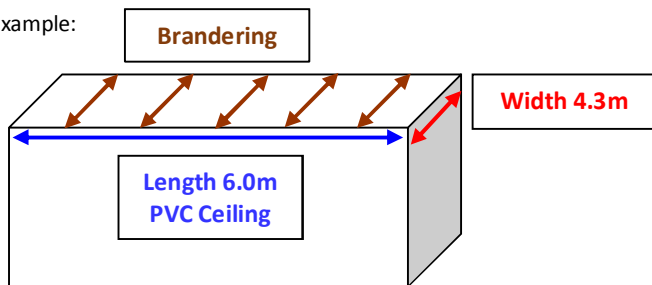
ONLY CERTAIN COLOURS ARE KEPT IN STOCK. ALL OTHER COLOURS AND SIZES REQUIRE A SPECIAL ORDER

First get the precise measurements of the area or room (length x width)

Then take the width and divide it by 0.25 to give you the number of panels

The specifications that you then give us are the number of panels and the length of the panels

Example:



If the length of the room is 6.0m and the width of the room is 4.3m you will calculate as follows:

$4.3m \div 0.25 = 18$ panels. The specifications are thus 18 panels x 6.0m

D SERIES

AVAILABLE IN LENGTHS OF 1M – 7M, WIDTH: 300MM, THICKNESS: 10MM

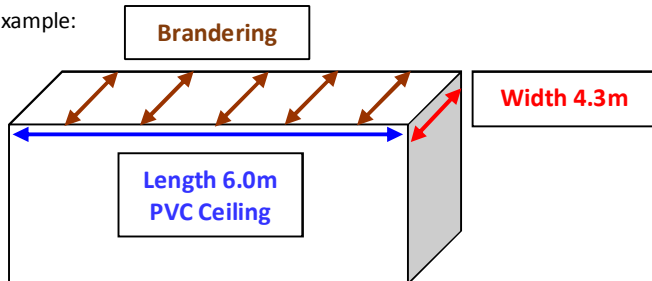
NOT KEPT IN STOCK, REQUIRES A SPECIAL ORDER

First get the precise measurements of the area or room (length x width)

Then take the width and divide it by 0.30 to give you the number of panels

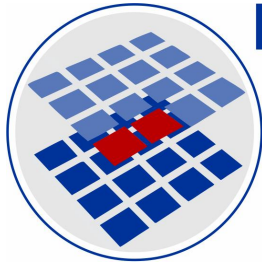
The specifications that you then give us are the number of panels and the length of the panels

Example:



If the length of the room is 6.0m and the width of the room is 4.3m you will calculate as follows:

$4.3m \div 0.30 = 15$ panels. The specifications are thus 15 panels x 6.0m



TNR

WOOD PROJECTS

PVC WALL PANELS:

A SERIES

ONLY AVAILABLE IN LENGTHS OF 2.8M 3.0M 3.3M 5.6M 6.0M

WIDTH: 300MM

THICKNESS: 7MM

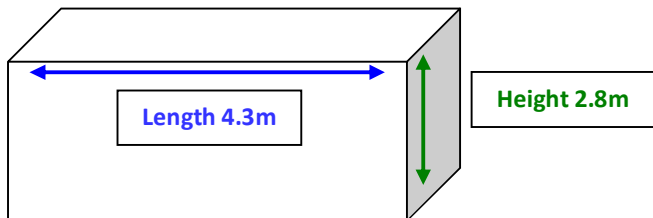
NOT KEPT IN STOCK, REQUIRES A SPECIAL ORDER

First get the precise measurements of the room or wall (length x height)

Then take the length and divide it by 0.30 to give you the number of panels

The specifications that you then give us are the number of panels and the height of the panels

Example:



If the length of the wall is 4.3m and the height of the wall is 2.8m you will calculate as follows:

$4.3m \div 0.30 = 12$ panels. The specifications are thus 12 panels x 2.8m for one wall